

Separated collection of plastic containers and packages will begin in October 2022!

What are plastic containers and packages?

Bearing the Pla-mark!

Plastic containers and packages, **excluding polyethylene terephthalate (PET) plastic bottles**, are defined as plastic items used to contain or wrap food or other products that are no longer needed after the inside products are removed (or consumed).



How to dispose of used plastic containers and packages

STEP

1

Check if the waste bears the Pla-mark.

* Refer to this flyer's reverse side for major plastic items applicable.
Note that some items may fall under this category even if they do not bear the Pla-mark.
(Example: Styrofoam)



STEP

2

Use up the content and remove the stains.

Lightly rinse or wipe soiled items before disposal.
● Remove the stains to the extent they cannot be seen.
● It is not necessary to wash them with detergent.

You may leave labels as they are if it is difficult to remove them.

Dispose of items as burnable waste if their stained soil or odors cannot be removed.



You cannot dispose of plastic containers and packages as recyclable waste if they are soiled.



STEP

3

Put out plastic containers and packages by 8:30 a.m. at the designated recyclable collection point on half-monthly paper and cloth collection days.

- Recyclable-dedicated bags are required for sorting plastic containers and packages.
- There are two types of recyclable-dedicated bags, i.e., a plastic checkout bag and a flat bag.
- Both bags will be available at stores that handle designated bags from mid-September 2022 onward.
- Be sure to put plastic containers and packages in recyclable-dedicated bags and check the Plastic Containers and Packages box before disposing of the containers and packages.
- Tie the top of each bag tightly.

Do not put out plastic containers and packages in double bags.

For further information on waste disposal, refer to the Seto City website.





Examples of plastic containers and packages

Cups and packs



Egg packs




Cup noodle containers



Lunch containers

Trays



White and colored trays

Bags and wraps




Snack bags



Plastic checkout bags

Caps and labels



PET bottle caps




PET bottle labels

Bottles

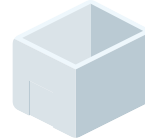


Soy sauce containers^{*1}


Other plastic containers and packages



Fruit and other nets



Styrofoam^{*2}



Medicine packages

*1. Some soy sauce containers are of PET bottle type.

*2. Make sure that waste styrofoam is sufficiently resized to fit in designated bags before placing it in the bag.



Dispose of items as **burnable waste** if they bear the Pla-mark but have stains or odors that cannot be removed.



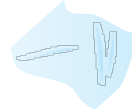
Natto packs



Detergent containers



Toothpaste tubes



Used wrap sheets



Oil containers



Mayonnaise containers



Items made of plastic but cannot be disposed of as plastic container and package waste



Vinyl ropes



Spoons and forks



Straws



Buckets and washbasins



CDs and cases



Toys



Hangers



Toothbrushes

Dispose of them as **burnable waste**.



Lighters



Lithium-ion batteries



Metal razors and scissors



Syringes

Separate dangerous goods!

- Dispose of lighters and lithium-ion batteries in **containers for ignitable hazardous materials**.
- Dispose of metal razors and scissors as **non-burnable waste**. (Dispose of razors fixed to resin handles as **burnable waste**.)
- Dispose of syringes **with the caps on** as burnable waste.



Place plastic bottles in the dedicated net for bottles, cans, and PET bottles on the collection day.

FAQ

Q What should I do with plastic containers and packages that cannot be washed inside?

A Dispose of them as **burnable waste** due to contamination.

Q What should I do if plastic is mixed with other materials?

A If it has the Pla-mark, dispose of it as **plastic container and package waste**.

Q Can I bring plastic containers and packages to the Resource Recycle Center?

A Yes, but separate them into **white trays, colored trays, Styrofoam, etc.**

If you no longer need this flyer, dispose of it as miscellaneous paper waste for paper recycling.